























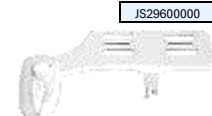





| PLASTICOS VARIOS P.V.C. Y A.B.S.  |          |   |           |   |          |  |          |  |  |  |            |   |            |   |   |   |            |   |                                 |   |             |            |          |
|---|----------|---|-----------|---|----------|--|----------|--|--|--|------------|---|------------|---|---|---|------------|---|---------------------------------|---|-------------|------------|----------|
| <b>MOCHILA INODORO</b>  |          | CODIGO  | PRECIOS   | <b>LLUVIA ABS ANTICALCAREA</b>  |          | MEDIDA   | CODIGO   | PRECIOS  | <b>FLOTANTE PARA TANQUE ALTA PRESION</b> |  | MEDIDA     | CODIGO  | PRECIOS    | <b>FLOTANTE PARA TANQUE ALTA PRESION CON BOYA</b>                                   |   | MEDIDA  | CODIGO     | PRECIOS   | <b>CANILLA SWING CON PICO</b>   |   |             |            |          |
|    |          | JS58010000  | 113783,81 |    |          | DIAM 6,5 Cm LB57000000 8729,62<br>DIAM 12 Cm LB57010000 18963,60<br>DIAM 15 Cm LB57020000 19387,37<br>DIAM 20 Cm LB57030000 31146,93 |          |    |  | 1/2" FLOTYN1300 19900,03<br>3/4" FLOTYN1900 21716,45                               |            |    |            | 1/2" FLOTBOYA13 22111,13<br>3/4" FLOTBOYA19 24129,38                                |   | 1/2" JS60013000 1942,05<br>3/4" JS60019000 2449,40                                    |            |  |                                 |   |             |            |          |
|   |          | <b>DUCHADOR DE MANO ABS</b>   |           |   |          |  |          |  |  |  |            |   |            |   |   |   |            |   |                                 |   |             |            |          |
|   |          | CODIGO  | PRECIOS   |   |          |  |          |  |  |  |            |   |            |   |   |   |            |   |                                 |   |             |            |          |
|   |          | LB57040000  | 120490,28 |   |          |  |          |  |  |  |            |   |            |   |   |   |            |   |                                 |   |             |            |          |
| <b>BIDET MANUAL CON ABS</b>   |          | <b>DUCHA HIGIENICA ABS</b>  |           | <b>DUCHA ABS CON BRAZO</b>  |          | <b>CANILLA LAVARROPA DOBLE CON PICO</b>  |          | <b>CANILLA LAVATORIO ABS BLANCO CIERRE CERAMICO</b>                                  |  | <b>CANILLA LAVATORIO ABS CROMO CIERRE CERAMICO</b>                                 |            | <b>CANILLA LAVATORIO ABS CRUZ CIERRE CERAMICO</b>                                     |            | <b>GRIFERIA LAVADERO ABS PARED PICO ALTO</b>  |   | <b>GRIFERIA LAVADERO ABS PARED PICO BAJO</b>  |            | <b>DUCHA+FLEX+SOPORTE</b>   |                                 |   |             |            |          |
| CODIGO  | PRECIOS  | JS28013000  | 12181,61  | DF81081300  | 13062,31 | CODIGO   | PRECIOS  | CODIGO   | PRECIOS                                  | CODIGO   | PRECIOS    | CODIGO  | PRECIOS    | CODIGO  | PRECIOS   | CODIGO  | PRECIOS    | CODIGO  | PRECIOS                         | LB57130000  | 20527,81    |            |          |
| JS270C1300  | 27712,48 |  |           |    |          |   |          |     |  |  |            |    |            |  |   |    |            |  |                                 |   |             |            |          |
| <b>CONEC.DER.DUCHA DUCHADOR</b>   |          |   |           |   |          |  |          |  |  |  |            |   |            |   |   |   |            |   |                                 |   |             |            |          |
| LB57110000  | 5776,94  |   |           |   |          |  |          |  |  |  |            |   |            |   |   |   |            |   |                                 |   |             |            |          |
| <b>KIT DUCHA DERIV FLEX Y SOP.</b>  |          | <b>GRIF.MESADA COCINA ABS</b>   |           | <b>GRIF.MES.COCINA BCA.</b>   |          | <b>GRIF.PARED COC,PALANCA</b>  |          | <b>GRIF.MESADA COC,PALANCA</b>   |  | <b>ACOPLE RAPIDO REFORZADO</b>   |            | MED   | CODIGO     | PRECIOS   | <b>SOPAPA PVC P/PEGAR INOX</b>  |   | CODIGO     | PRECIOS   | <b>SOPAPA PARA ROSCAR INOX.</b> |   |             |            |          |
| CODIGO  | PRECIOS  | LB57120000  | 22098,24  | LB56000000  | 25192,58 | LB56008000   | 24456,88 | LB56030000   | 24300,81                                 | LB55030000   | 25493,56   | 1/2"  | JS14001300 | 2488,36   | 40  | SOPPVP400   | 3170,80    | 40  | SOPPVC380                       | 3077,54   |             |            |          |
|    |          |  |           |    |          |   |          |     |  |  |            | 3/4"  | JS14001900 | 2962,34   |  |   | 50         | SOPPVP500   | 3637,08                         | 50  | SOPPVC510   | 3543,84    |          |
|   |          |   |           |   |          |  |          |  |  |  |            | <b>ACOPLE RAPIDO STD.</b>   |            |   |   |   |            |   |                                 |   |             |            |          |
|   |          |   |           |   |          |  |          |  |  |  |            | MED   | CODIGO     | PRECIOS   |   |   |            |   |                                 |   |             |            |          |
|   |          |   |           |   |          |  |          |  |  |  |            | 1/2"  | JS13001300 | 1971,13   |   |   |            |   |                                 |   |             |            |          |
|  |          | <b>TUBO EXTEN CON TUERCA</b>  |           | <b>TUBO EXTEN C/AJUSTE Y ROSETA</b>   |          | <b>TUBO EXT.C/TUERCA Y ROSETA</b>  |          | <b>TUBO EXTENSIBLE UNIVERSAL</b>   |  | <b>FLOTANTE PARA TANQUE</b>  |            | <b>FLOTANTE SILENCIOSO</b>  |            | <b>EXTRACTOR PARA BAÑO</b>  |   | <b>EXTRACTOR PARA BAÑO</b>  |            |   |                                 |   |             |            |          |
|   |          | CODIGO  | PRECIOS   | CODIGO  | PRECIOS  | CODIGO   | PRECIOS  | CODIGO   | PRECIOS                                  | CODIGO   | PRECIOS    | MED   | CODIGO     | PRECIOS   | MED   | MEDIDA  | CODIGO     | PRECIOS   | MEDIDA                          | CODIGO  | PRECIOS     |            |          |
|   |          | SOPACODO40  | 4010,12   | TUBEX45120  | 3059,06  | TUBEX40400   | 3381,22  | TUBEX45140   | 2415,84                                  | TUBEX45450   | 3381,22    | FLOTTANK13  | 15062,99   | 1/2"  | FLOTSILENH  | 10491,56  | 1/2 H      | 4 X 100 MM.   | EXT3100004                      | 42487,85  | 4 X 100 MM. | EXT3200004 | 49569,65 |
|   |          |   |           | 40/50 - 11/2  | 40-40    |  | 40-11/4  |  | 40-50/40/50 H                            |  | FLOTTANK19 | 18228,78  | 3/4"       | FLOTSILENM  | 8889,51   | 1/2 M   | 6 X 150 MM | EXT3100006  | 53109,04                        | 6 X 150 MM  | EXT3200006  | 56649,95   |          |
| <b>BIDET ADAPTABLE P/ INODORO</b>   |          | CODIGO  | PRECIOS   | <b>BIDET ADAPTABLE DOBLE FUNCION</b>  |          |  |          | <b>BIDET ADAPTABLE DOBLE FUNCION PRO</b>   |  |  |            | <b>TUBO EXTEN CROMO C/TUERCA Y ROSETA</b>   |            |   |   | <b>TUBO EXTEN CROMO UNIVERSAL</b>   |            |   |                                 | <b>TUBO EXTEN CROMO C/TUERCA Y ROSETA</b>   |             |            |          |
|  |          | JS29000000  | 36796,05  |  |          |  |          |  |  |  |            |  |            |   |   |  |            |   |                                 |  |             |            |          |
|   |          | CODIGO  | PRECIOS   |   |          |  |          |  |  |  |            |   |            |   |   |   |            |   |                                 |   |             |            |          |
|   |          | JS29500000  | 120490,28 |   |          |  |          |  |  |  |            |   |            |   |   |   |            |   |                                 |   |             |            |          |
|   |          | JS29600000  | 133173,48 |   |          |  |          |  |  |  |            | MEDIDA  |            |   |   | CODIGO  | PRECIOS    | MEDIDA  | CODIGO                          | PRECIOS   | MEDIDA      | CODIGO     | PRECIOS  |
|   |          |   |           |   |          |  |          |  |  |  |            | 40-11/4   |            |   |   | TUBEX4514C  | 6624,59    | 40-50-40-50   | TUBEX4545C                      | 7070,36   | 40-50-40    | TUBEX4040C | 6481,64  |